

Sound Bites

Mike Brenaman

Co-Direcgtor, Ride Captain NSTR



Mike Brenaman, started riding trikes four years ago. He spent more time than that in Germany while in the Army. In total, he spent nine years there working as a diesel mech.


Mike's favorite ride so far has been from Anacortes to South


Skagit Hwy for the scenery. He also enjoyed the 2013 Trike-In camaraderie.


His favorite restaurant is The Sakura in Burlington.


Birthdate: 28 June 1964

Table of Contents

 page 2
Endorsement cont.
Patch Ideas

 page 3
NSTR first ride

 page 4
Safety from MSF

 page 5
More Information
Calendar



HOW TO GET YOUR ENDORSEMENT OR PERMIT: SIDECARS/TRIKES (3-WHEEL)

You must have a 3-wheel sidecar/trike endorsement to ride any of the following types of vehicles on public roads in

Washington (WA):

- A 3-wheel trike (including a Can-Am or Piaggio MP3)
- A motorcycle with a sidecar



By law, your trike or motorcycle with a sidecar may be impounded if you operate it without the proper endorsement.

Exceptions

You don't need a sidecar/trike endorsement on your driver license to operate a 3-wheel vehicle if it

GET YOUR ENDORSEMENT CONTINUED

meets all of the following requirements:

- The seat is in a partially or completely enclosed seating area.
- The vehicle is equipped with safety belts.
- The vehicle is steered with a steering wheel.

How to get an endorsement

There are 2 ways to get a sidecar/trike endorsement:

1. Successfully complete a sidecar/trike safety course at an approved sidecar/trike training school:

- The safety course will include the knowledge and riding skills tests.
- After you pass the safety course, bring your course completion card to a driver licensing office within 180 days to get your endorsement.

2. Pass the knowledge and riding skills tests, at a sidecar/trike training school:

- When you pass the knowledge test, you may apply for an instruction permit to ride on public roadways.

To apply for a permit, bring your pink test score sheet to a driver licensing office.

- After you pass the knowledge and riding tests, bring your green score sheet to any driver licensing office within 180 days of passing the tests to get your endorsement.



PATCH IDEAS - KEEP THEM COMING!



NSTR RIDES WHIDBEY ISLAND

The very first NSTR ride was April 13, 2014. There were 15 riders who came along. We had friends from the Coastal Cruisers join us as well as a local guest. The weather was beautiful for the ride and the riders explored many back roads from Oak Harbor to Langley.





QUICK TIPS: General Guidelines For Riding A Motorcycle Safely

Be visible:

- Remember that motorists often have trouble seeing motorcycles and reacting in time.
- Make sure your headlight works and is on day and night.
- Use reflective strips or decals on your clothing and on your motorcycle.
- Be aware of the blind spots cars and trucks have.
- Flash your brake light when you are slowing down and before stopping.
- If a motorist doesn't see you, don't be afraid to use your horn.

Dress for safety:

- Wear a quality helmet and eye protection.
- Wear bright clothing and a light-colored helmet.
- Wear leather or other thick, protective clothing.
- Choose long sleeves and pants, over-the-ankle boots, and gloves.
- Remember – the only thing between you and the road is your protective gear.

Apply effective mental strategies:

- Constantly search the road for changing conditions. Use MSF's Search, Evaluate, Execute strategy (**SEE**SM) to increase time and space safety margins.
- Give yourself space and time to respond to other motorists' actions.
- Give other motorists time and space to respond to you.
- Use lane positioning to be seen; ride in the part of a lane where you are most visible.
- Watch for turning vehicles.
- Signal your next move in advance.
- Avoid weaving between lanes.
- Pretend you're invisible, and ride extra defensively.
- Don't ride when you are tired or under the influence of alcohol or other drugs.
- Know and follow the rules of the road, and stick to the speed limit.

Know your bike and how to use it:

- Get formal training and take refresher courses.
- Call 800.446.9227 or visit www.msf-usa.org to locate the Motorcycle Safety Foundation hands-on *RiderCourse*SM nearest you.
- Practice. Develop your riding techniques before going into heavy traffic. Know how to handle your bike in conditions such as wet or sandy roads, high winds, and uneven surfaces.

Remember: Give yourself space. People driving cars often just don't see motorcycles. Even when drivers do see you, chances are they've never been on a motorcycle and can't properly judge your speed.

More Information

NORTH SOUND THREEDOM RIDERS

Russ Lamb, Director
russlamb57@gmail.com

Mike Brenaman, Co-Director
mikesinschool@yahoo.com

Washington State Trike-In

sponsored by Coastal Cruisers Lots of rides and fun. \$15 registration get you 5 meals, a trike/bike show and lots of fun. Still in the early planning stages so watch for more info.

Contact Kathryn L Henry at (360) 923-0133
elusivetriker@yahoo.com



For Sale

2009 Yamaha V-star 950 (2) available. One with 1588 miles and second 5942 miles. Both equipped with CB radios, saddle bags, windshields, secondary headlights and other extras.
360-632-3057 E. J.

Calendar

May 6th, 2014

Next Meeting
Denny's in Mount Vernon
7:00 PM Meeting
6:00 PM Dining/Social

May 18th, 2014

Next Ride
18th Annual Sky Valley Motorcycle Show
Depart from Denny's in Mount Vernon

Aug 15-17, 2014

Washington State Trike-in

